

ROVER

Quick Start Guide



READ THIS



Read this guide before using your system. Failure to follow these directions voids all warranties.

View the quick start video:

www.abcwindowssupply.com/roverquickstart

Starting Out

When you first get started, this is how your cart will look. The rest of this guide will explain getting from here to cleaning windows.




Attach Source Water

Attach source water to system inlet.

Quick Connect

Screw the quick connect with shut off to the other end of the DI cartridge.



Pole

Turn Quick Connect Valve to off.

Plug in pole tubing to Quick connect.

Open valve on Quick Connect.

Turn on water.

Clean Windows

Enjoy your Rover system!

